



**TATA HITACHI**

Reliable solutions

# STEP AHEAD

**NX50**  
**NEXTGEN**  
SERIES




Engine Power : 33.5 HP @2100 rpm | Operating Weight : 5190 Kg | Bucket Capacity : 0.1, 0.18, 0.22 m<sup>3</sup>

**NEXTGEN**  
SERIES

The all new Tata Hitachi **NX Series of hydraulic excavators** marks the dawn of the new generation of excavators. One that meets the expectations of customers of next generation – be it performance, reliability, comfort, versatility, maintainability or savings.

With stunning signature looks that add a distinct touch to this new series, NX50 upholds the class and stature of products from Tata Hitachi, the pioneers of mini excavators in India.

**Step Ahead in your business with Tata Hitachi's Next Gen Excavators**



**STEP AHEAD**  
**WITH NEXT GEN PERFORMANCE**


NX50, combination of power, fuel efficiency, and productivity is powered by a next generation Yanmar engine that churns out a class leading power of 33.5HP. This power is channelised through our latest OHS (Optimum Hydraulic System), which is an intelligent load adaptive hydraulic flow control system to deliver next gen performance.



**Hydraulic system**

Tata Hitachi mini excavators are provided with a new hydraulic system, including a circuit that regenerates the hydraulic energy, which greatly improves the efficiency. The system works with three pumps: two variable piston pumps and a gear pump. The two variable pumps provide optimum oil flow to the main functions; the gear pump provides oil for the swing circuit, the blade and the swing boom. This makes it possible to operate the excavator very accurately and allows fast and smooth combined movements to be made, including the driving.

The travel levers of the excavators are also hydraulically controlled. This makes the operation both lighter and more accurate. If long distances have to be driven, pedals can be used.



Pump

Engine

**STEP AHEAD**  
**WITH NEXT GEN DEPENDABILITY**

Built to last

Quality components tested and validated to Hitachi's global standards makes this machine highly reliable delivering maximum uptime for customers.

A tough complete sheet metal body provides excellent wear resistance & shields all vital components. It also gives the machine good stability & durability.



Undercarriage



Control Valve


**STEP AHEAD**  
**WITH NEXT GEN VERSATILITY**

Designed and developed to work in harmony with a wide range of attachments, make this machine a highly versatile one.

- The machine comes in tailor made options and is easily customizable with various attachments.
- Factory fitted rock breaker piping kit is available as option.



Rock Breaker



1.5 ft. wide



2.4 ft. wide



3.7 ft. wide



» **STEP AHEAD**  
**WITH ULTIMATE PERFORMANCE AND ADVANCED FEATURES**



**Sturdy front attachment**

- Heavy duty boom
- Heavy duty arm
- Cylinder guard for boom and bucket cylinder



**Durable & reinforced Buckets**

- Wide range of buckets available
  - 3.7 ft. wide (Sand Handling bucket)
  - 2.4 ft. wide (GP Bucket)
  - 1.5 ft. wide (Trench Bucket)



**Features**

- Tool box available on the RHS
- Magic eye
- All sheet metal body



**Easy & simple to maintain**

- Vertical lifting engine hood
- Long drain hydraulic oil - 4000 hours
- Low fuel level warning on display
- Fuel level display on dashboard
- Cyclonic pre-cleaner



**Rugged undercarriage**

- Track chain with bolted shoes
- Track guard to guide track chain
- Reliable travel device
- Protected Dozer cylinder



**Ergonomically designed canopy**

- 4 pillar canopy
- LED lamps
- Fan for operator comfort



**Reliable and powerful Japanese engine**

- High engine power of 33.5 HP



**Hydraulics**

- 3 Pump system (2 Variable + 1 Fixed displacement pump).
- Smoother combined operation.



**Spacious and comfortable workstation**

- Ergonomically placed controls
- Fully pilot controlled operations
  - Smooth pilot levers
  - Comfortable seat



**Swing bearing**

- Internal type gear



»» **STEP AHEAD**  
**WITH NEXT GEN COMFORT**

Packed with Next Gen features this design maximizes operator productivity and minimizes fatigue. Excellent all-round visibility, comfortable suspension seat and ergonomic controls, ensure best-in-class operator comfort.

- LED lamps
- Fully Pilot controlled operations
- 12V electric socket
- Weight adjustable suspension seat
- Intuitive fingertip controls
- Smooth pilot levers
- Wrist rest, seat belt, fan, USB charging port



»» **STEP AHEAD**  
**WITH NEXT GEN SUPPORT & MAINTENANCE**

Tata Hitachi's Genuine Spare Parts, along with strategically located warehouses and Field Diagnostic Vehicles provide quicker after-sales support. Our extensive dealership network and trained engineers support and carry out all the maintenance activities thereby providing complete peace of mind to the customers.



»» **STEP AHEAD**  
**WITH HIGHER SAVINGS**



- Smooth Operation:**
- Smooth Pilot Operations.
  - 3 Pump system (2 Variable + 1 fixed displacement pump)



- Lowest Maintenance Cost**
- Quality and reliable aggregates
  - Long drain hydraulic oil- 4000 hours
  - Engine oil change interval- 500 hours
  - Air pre cleaner for long life of engine



- Ease of Transport**
- Easily transportable on a small carrier/pick up vehicle
- Transport : 5412 mm
  - Width: 1850 mm

# SPECIFICATIONS

## ENGINE

Model	Yanmar 4TNV88-BSTAH
Type	Water cooled, 4-cylinder diesel engine, direct injection
Engine Power (Net)	25kW @ 2100 rpm
Engine Power (Gross)	25.9kW @ 2100 rpm
Total displacement	2.19 L
Max torque	143Nm @ 1200 rpm
Battery	12 V

## HYDRAULIC SYSTEM

The Optimum Hydraulic System (OHS) uses three pumps for job efficiency and smooth combined operations.

Main pumps	Two variable displacement axial piston pumps
Maximum oil flow	2 X 42.0 l/min
Third pump	One gear pump
Maximum oil flow	1 X 33.6 l/min
Pilot pump	One gear pump
Maximum oil flow	1 X 9.5 l/min

## RELIEF VALVE SETTINGS

Implement circuit	250 kgf/cm <sup>2</sup>
Travel circuit	250 kgf/cm <sup>2</sup>
Pilot circuit	40 kgf/cm <sup>2</sup>

## UNDERCARRIAGE

Travel Speed	2.3 - 4 kmph
Max Traction force	48.6 kN
Gradeability	58 % (30°)
No. of upper Roller	1
No. of lower Roller	4
No. of Track shoe	39
Shoe width	400mm

## SWING SYSTEM

Swing Speed	9 rpm
Swing torque	9.4 kN.m
Boom Swing left	50°
Boom Swing Right	80°

## SERVICE REFILL CAPACITY

Fuel tank	62 L
Hydraulic system	84 L
Hydraulic oil	50 L
Travel device (Each side)	1L
Engine oil	7.4 L
Engine coolant	5.7 L

## DIGGING FORCES

Bucket Digging Forces (ISO)	3740 kgf
Arm Crowding Forces (ISO)	2450 kgf

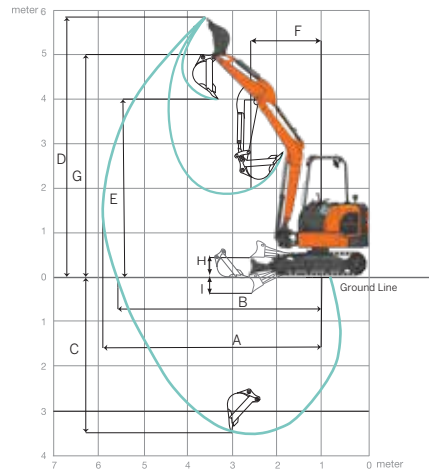
## BUCKETS

Capacity	Width		Weight	No. of tooth points
	With side cutter	Without side cutter		
0.18 m <sup>3</sup>	730mm	687 mm	124 kg	4
*0.22 m <sup>3</sup>	1140 mm	NA	129 kg	NA
0.1 m <sup>3</sup>	464 mm	421 mm	95 kg	3

Note: Suitable for materials with density of 1300Kg/m<sup>3</sup> or less  
\*Wide bucket

## WORKING RANGES

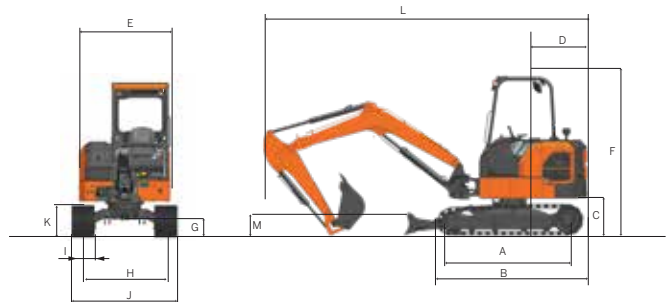
NOTE: THE DIAGRAM AND MACHINE FIGURE USED HERE IS FOR REPRESENTATIONAL PURPOSE ONLY.



A	Maximum digging reach	5934
B	Maximum digging reach on ground	5782
C	Maximum digging depth – dozer up	3547
D	Maximum digging height	5856
E	Maximum dump height	4194
F	Minimum front swing radius (no offset)	2037
G	Maximum height to dipper nose	5015
<b>Dozer</b>		
H	Max height (Above ground)	430
I	Digging Depth (Below ground)	460

\*All dimensions are in mm

## DIMENSION



<b>Arm length</b>	<b>1500</b>	
<b>Boom length</b>	<b>2884</b>	
A	Sprocket idler centres	1972
B	Undercarriage overall length	2490
C	Kingpost clearance	638
D	Tailswing radius	1320
E	Overall width of superstructure	1602
F	Height over canopy	2680
G	Ground clearance	323
H	Track gauge	1450
I	Track width	400
J	Width over tracks	1850
K	Track height	550
L	Transport length	5412
M	Blade height	392

\*All dimensions are in mm

## Tata Hitachi Construction Machinery Company Private Limited

Registered Office: Jubilee Building, 45 Museum Road, Bangalore, India 560025  
Telephone: +918066953301 / 02 / 03 / 04 / 05 | Email: info@tatahitachi.co.in



### OUR RANGE OF PRODUCTS



Authorised Dealer

These specifications are subject to change without prior notice. The machine depicted may vary from the actual machine. Please contact our nearest office for latest specifications. Accessories shown here are not part of the standard equipment. Performance of the machine may vary with site and operating conditions encountered.