



TATA HITACHI

ZAXIS series
Ultra Short Tail Swing Machine

Reliable solutions

ZAXIS 23U
HYDRAULIC EXCAVATOR

***THE COMPACT
POWERHOUSE***



Engine Rated Power : 17.7 PS | Operating Weight : 2356 kg | Bucket Capacity : 0.07 m³

ZAXIS 23U

The new ZAXIS mini excavator design has evolved over time in keeping with changing customer expectations. The machine is a pleasure to operate and delivers superior performance. The new ZAXIS 23U is a one stop solution for construction, infrastructure, agriculture and utility equipment needs of customers.

The machine is built to deliver high performance, high operator comfort and safety, and is easy to maintain. The engine and the hydraulic system efficiencies have been improved, emphasizing Tata Hitachi's focus on people, environment, machinery and workability.

The operating space has been carefully designed for operator comfort and safety. While the fully functional wide open covers look aesthetic, on opening, they present a clear access to the wide maintenance area for improved serviceability.

THE COMPACT POWERHOUSE

ZAXIS series has been developed with cutting edge technology for delivering superior performance, comfort and safety.

The New ZAXIS 23U
always reliable!

High Comfort

Ergonomics and safety

High Performance

Excellent workability

Easy Maintenance

User-friendly mini excavator

Comfort and High Performance


ZAXIS23U, though a compact excavator, provides great ease of operations. The operational efficiency of the machine has been enhanced by using Hitachi's high-performance Hydraulic (HHH) pilot levers which do multiple operations. This machine is extremely versatile and meets the needs of different sites.

Wrist Rest for Operator Comfort



Lock lever compulsory for engine start function

A safety mechanism is provided in which, unless the lever is in the lock position, the engine will not start.



Advanced pilot-type levers, performing multiple operations

Hitachi's well known hydraulic pilot levers can be used for multiple operations such as front movement, boom swing, turning, traveling and dozer blade. The levers are placed ergonomically, thereby making the machine operator-friendly. It also aims to reduce operator fatigue.

Convenient pedal for shifting to second speed

Travel speed can be shifted easily using the comfortably positioned pedal on the left side.



Travel foot pedal for operator comfort

Foldable travel foot pedals have been provided for ergonomic operations and to maximize speed.

Ease of Transportation

Easy to transport on a small carrier pick up vehicle.



Display monitor



Compact machine with a large working range

- Digging Height 4,080 mm
- Dump Height 2,800 mm
- Digging Reach 4,190 mm
- Digging Depth 2,330 mm
- Total Width 1,450 mm
- Total Height 2,410 mm
- Tail Radius 725 mm



Two canopy lights for better view and performance.



Water resistant seat for operator convenience and all weather performance.



Convenient foot step for climbing



OPG (Top guard) Four Pillar Canopy- ROPS/TOPS/OPG Level 1 For Operator Safety

Rainwater grooves



Easy Maintenance

Easy servicing


The wide opening covers provided in the machine helps make daily inspection and filter change easy. The machine maintenance time will reduce drastically with improved accessibility to major parts.

Vertical sliding engine cover

A vertical sliding engine cover has been used. This cover protrudes less from the rear, thereby making the machine easy-to-use in narrow spaces and is maintenance-friendly.

Wide refueling port for easy refueling

The wide refueling port of top class quality has been used for speedy and easy refueling.



Water separator

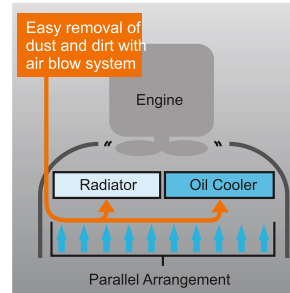
Coolant reservoir tank has repeated twice.

Engine oil refueling port

Coolant reserve tank

Battery

Wide open side covers



Parallel radiator oil cooler for enhanced cooling and easy cleaning

A top class radiator and oil cooler is arranged in parallel to promote easy and efficient cleaning. Moreover, bigger vents on the radiator cover have improved the cooling function too.



Indoor stand by power 12V (option)



Hydraulic Pump

Pilot Filter

100% Pilot Operated

Pilot levers are used for precise control of machine.



Easy maintenance from engine top


Maintenance of the engine can be carried out easily by just lifting the seat and floor plate.



Control Valve

Quality and Durability

Stringent quality management system and excellent durability :
 Quality is built into the machine which in turn ensures years of trouble-free ownership.
 The machine has been vigorously tested under multiple tough conditions for establishing higher reliability.



Hydraulic hose guard
 Bucket cylinder hoses are placed inside the arm thereby protecting the hoses



Reinforced Boom



Hose Protector



Reinforced boom end bracket

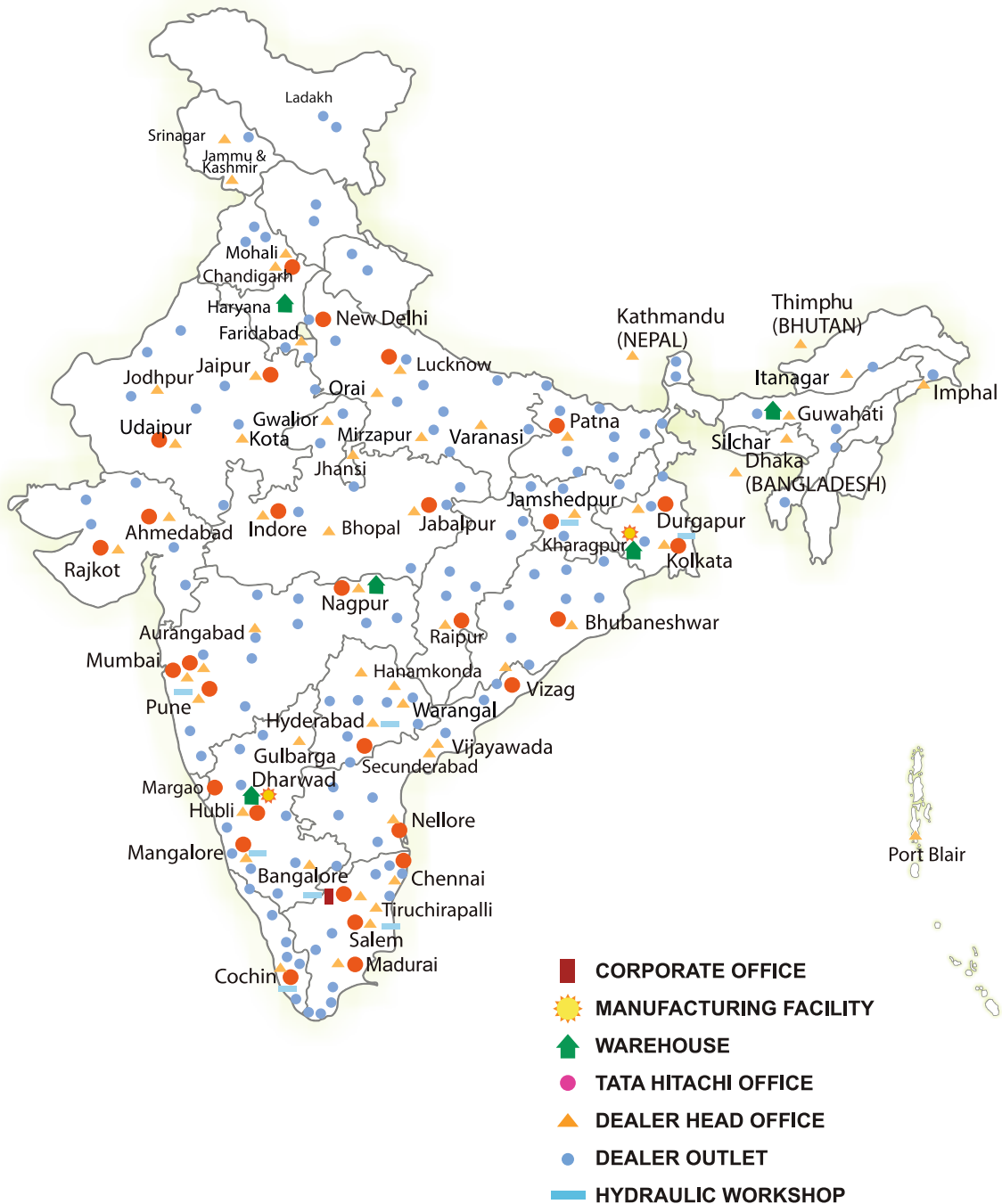


Compact boom lamp under the boom



Boom cylinder cover

Our Network



Tata Hitachi Construction Machinery Company Private Limited

Registered Office: Jubilee Building, 45 Museum Road, Bangalore, India 560025
 Telephone: +918066953301 / 02/03/04/05 | Email: info@tatahitachi.co.in



OUR RANGE OF PRODUCTS



Authorised Dealer

These specifications are subject to change without prior notice. The machine depicted may vary from the actual machine. Please contact our nearest office for latest specifications. Accessories shown here are not part of the standard equipment. Performance of the machine may vary with site and operating conditions encountered.